



**SpacesEDU**  
by myBlueprint

# EMPOWERING STUDENTS WITH FEEDBACK



# TOP 4 FEATURES



Did you know that you could empower your students with one [magical phrase](#) that has been proven to boost student effort by 40%?

**"I'm giving you these comments because I have very high expectations and I know that you can reach them."**

**1**

Space Types

**2**

Comments & Reactions

**3**


Curriculum Tags & Goals

**4**

Proficiency Scales



# 1. SPACE TYPES



Diversify the types of feedback your students receive by leveraging our three (3) flexible learning environments within your SpacesEDU Class!

## 1. Class Space

The Class Space is your primary learning environment (your online classroom), and is suited for:

- ✓ Teacher Feedback
- ✓ Peer Feedback
- ✓ Family Feedback

## 2. Individual Space (1:1)

An Individual Space is a personal and private learning environment that is suited for:

- ✓ Teacher Feedback
- ✓ Self-Assessment
- ✓ Family Feedback

## 3. Group Space

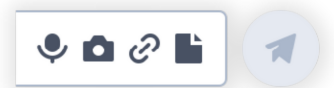
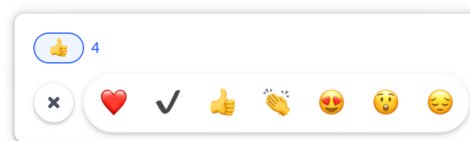
A Group Space is a collaborative learning environment, allowing you to group certain students together, and is suited for:

- ✓ Teacher Feedback
- ✓ Peer Feedback



# 2. COMMENTS & REACTIONS

You can comment on any student post to quickly provide feedback across your space types. You can even add [reactions](#) (emojis) to student posts and comments.



The [Comment](#) field allows you to add text and a variety of media.



Consider the various media options: audio, video, photo, URL, personal file, or written. All of these options can help promote a [differentiated practice](#) that addresses students' learning challenges and appeals to their strengths.

Families have the opportunity to provide [constructive feedback](#) and prompt conversation to engage their student in sharing their experiences and perspective.

## Resources for Families

- [Family Feedback Prompts](#)
- [Parent and family guide to digital portfolios in the classroom](#)
- [Family Getting Started Guide](#)



# 3. CURRICULUM GOALS & TAGS

## CURRICULUM GOALS

Imagine being able to pin specific curricular objectives as Curriculum Goals, so your students can clearly see what they need to work towards, what to focus on for future growth and learning.

## CURRICULUM TAGS

In a click of a button, you can also tag every piece of student documentation with specific curriculum criteria or required standards from a database all within SpacesEDU - this is our Curriculum Tags feature.


Curriculum Tags      Activities

1 Curriculum Goal +

C • Communication

4 Curriculum Tags

- C.I.F.1 • Connecting and eng... 1
- C.I.F.2 • Focusing on intent a... 1
- T.II.F.4 • Reflecting and assessing 1
- P.II.P.1 • Profile 1: I am aware ... 1



**Your Curriculum Goals**

Define the list of Curriculum Tags you want to track and report on

+ Select Curriculum Goals

*This work demonstrates...*

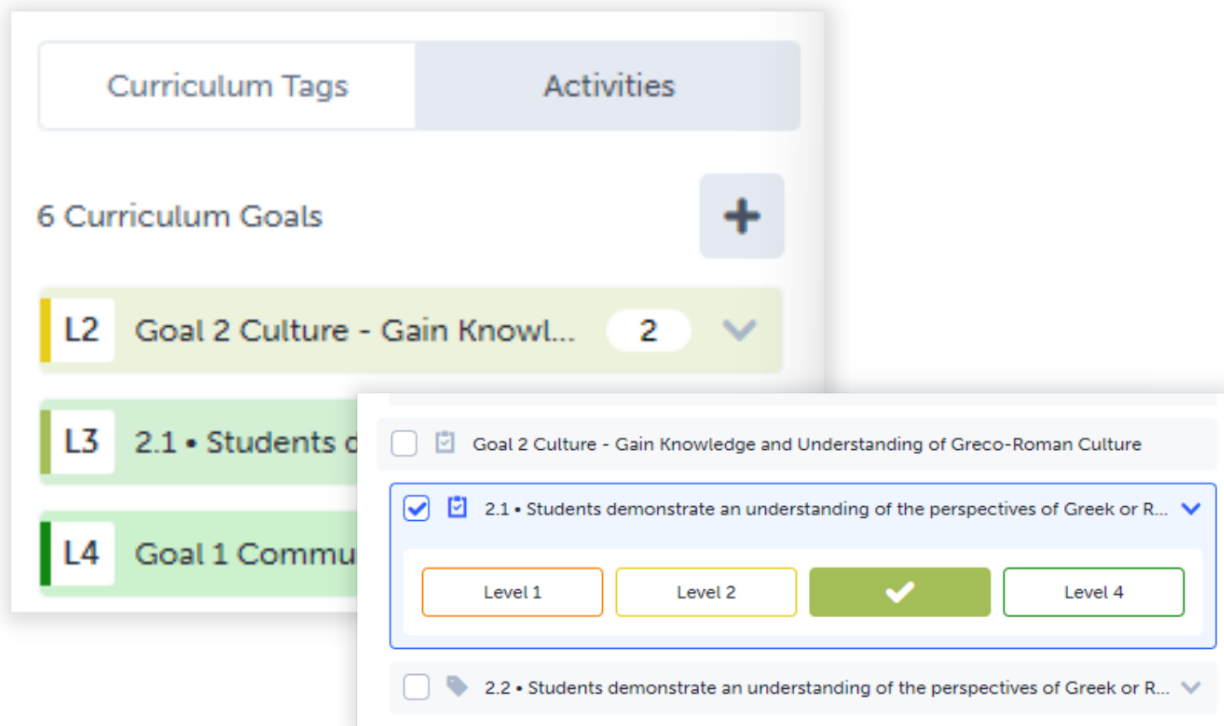
- C.I.F.2 • Focusing ...
- C.I.F.1 • Connectin...

## Resources for Teachers

- [Curriculum Tags Help Centre articles](#)
- [How to use Curriculum Tags within SpacesEDU](#)
- [Adding Curriculum Tags to Activities](#)



# 4. PROFICIENCY SCALES



Take your [Standards-Based Assessments](#) to the next level by assigning a proficiency level of achievement to each learning goal on posts and/or activities. You can report on student progress towards curriculum outcomes and competencies using a 4-point scale all within SpacesEDU.

When adding a Curriculum Tag to a post and/or activity, you can easily set a [proficiency level](#) at the same time!

## Resources for Teachers

- [How do I use Proficiency Scales? Help Centre article](#)
- [Using Proficiency Scales within SpacesEDU](#)
- [Effective Communication Lesson Plan](#)
- [See. Think. Wonder. - Critical Thinking Lesson Plan](#)
- [Problem Solving Stations Lesson Plan](#)
- [Character Traits Lesson Plan](#)
- [Citizenship Lesson Plan](#)

